

4

3

2

1

THIS DRAWING UNPUBLISHED.	RELEASED FOR PUBUCATION
---------------------------	-------------------------

LOC	DIST	REVISIONS					
---	---	P	LTR		DATE	DWN	APVD
		---	---	---	---	---	---

D

C

B

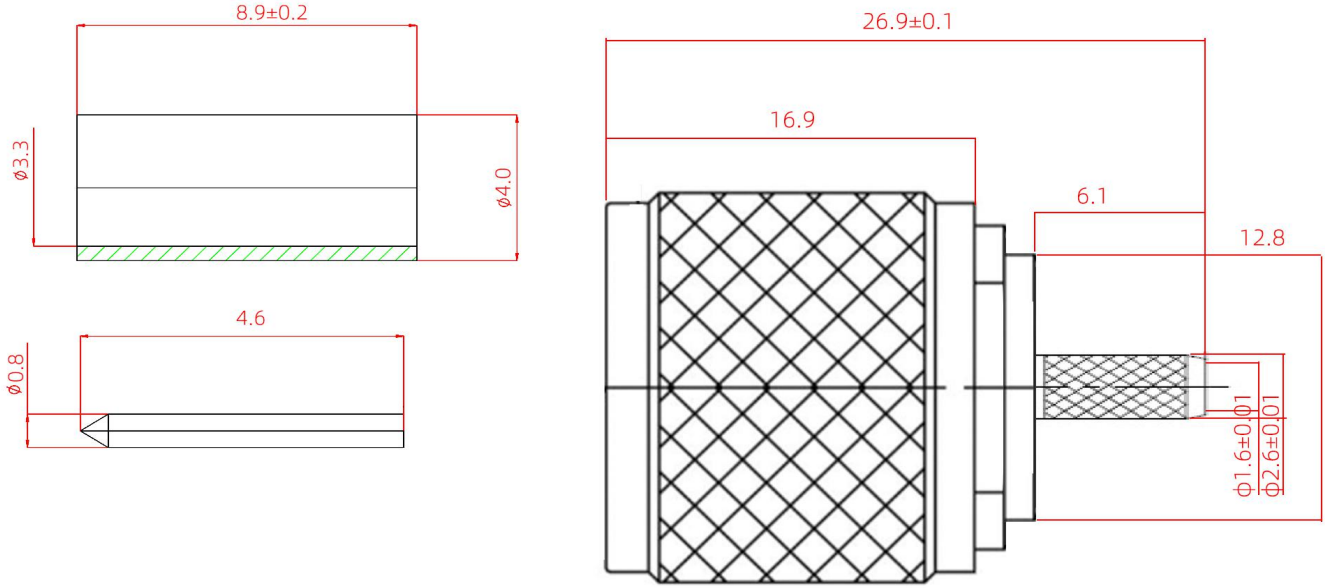
A

D

C

B

A





- NOTES:
- ELECTRICAL:
 - IMPEDANCE: 50Ω
 - INSULATION RESISTANCE: 5000M Ω
 - FREQUENCY RANGE: DC-11 GHz
 - DIELECTRIC WITHSTANDING VOLTAGE: 750V MAX AT SEA LEVEL
 - VSWR: ≤1.20:1
 - INSERTION LOSS: 0.25dB (MAX)

- ENVIRONMENTAL:
 - TEMPERATURE RANGE: -55° to +125°

- MATERIAL AND FINISH:
 - INNER CONDUCTOR MATERIAL: BERYLLIUM BRONZE GOLD PLATING
 - INSULATOR: PTFE
 - EXTERNAL CONDUCTOR MATERIAL: BRASS PLATE WITH NICKEL

SCREW SLEEVE	INSULATOR	CRIMPING TAIL	PIN	CONTROL
BRASS	PTFE	BRASS	BRASS	BRASS
PLATE WITH NICKEL	/	PLATE WITH NICKEL	GOLD PLATING	PLATE WITH NICKEL
Accept custom sizes and styles				

THIS DRAWING IS A CONTROLLED DOCUMENT		21/10/2021	 Shenzhen xinqiyuan Technology Co., Ltd.	
		CHK		
DIMENSIONSMM		TOLERANCES UNLESS OTHERWISE SPECIFIED: ±0.1	NAME N Male RF Coaxial Connector Cable Connector	
 Note: Dimensions (mm / [inch])		APVD	DRAWING NO XQY-NJ3Y-NB	
		APPLICATION SPEC	SIZE A4	CAGE CODE 01021
		WEIGHT		

4

3

2

1